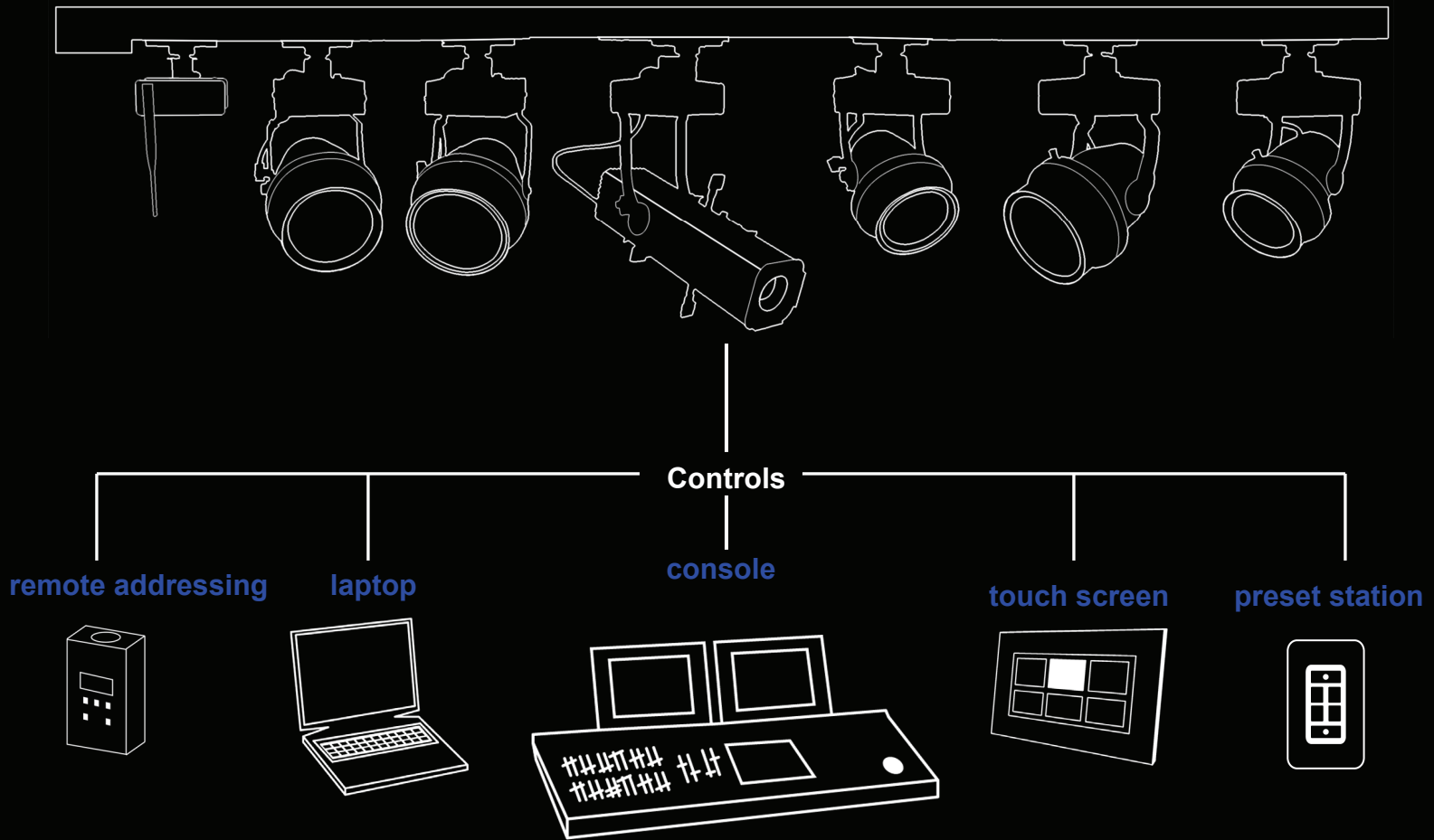


# Smart-Track® Lighting System



**Altman Lighting's Smart-Track® Lighting System** is a revolutionary way to power & control individually addressable luminaires without the need for dimmer packs, relay panels, and bulky cable runs. Smart-Track® systems are cost effective solutions that are easy to lay out, install, and maintain. The Smart-Track® Lighting System works best with Altman Lighting's Spectra Series LED luminaires, Smart IQ series luminaires, and the Smart Micro and Master family of framing projectors. Altman Smart Track® fixtures feature individually controllable quartz, CDM, and LED light sources with built-in dimming, switching, and drivers.

The Smart-Track® Lighting System, with Altman luminaires, features per fixture control of dimmed, switched, and LED sources on a shared power feed. Smart fixtures powered by the same circuit maintain independent control, therefore Smart Track systems use up to 75% fewer conductors than a traditional lighting track. The unique features of Altman's Smart-Track® system make it the ideal solution for many applications, including retail stores, museums, churches, restaurants, clubs and entertainment venues.

**Smart Track: *the possibilities are endless!***

# Smart-Track® luminaires

The Altman Smart-Track® Lighting System works best with Altman Lighting's family of Smart luminaires, including quartz, CDM, and LED light sources with built-in dimming, switching, and control. With Smart-Track®, you can dim the quartz lamps; switch the CDM lamps on and off; as well as dim and color-mix LED sources...on a per fixture basis, even if all the fixtures are on the same circuit. Altman Smart luminaires support Remote Device Management (RDM) for individual control flexibility and feedback to the control system.

Here are some examples of Smart luminaires which are compatible with the Smart-Track® Lighting System.



## **IQseries Line Voltage**

IQseries Quartz luminaires are small, efficient means of illuminating and highlighting areas and objects with soft edged pools of light. The Smart versions of the IQseries of luminaires allow for a full range of dimming.



## **Spectraseries**

Spectra series LED luminaires use high-output, energy efficient LED's and are available in two types; Color mixing (Red, Green Blue & Amber) or 3000° Kelvin High CRI white. Spectra series luminaires feature push button addressing, pre-programmed modes and are fully dimmable from 0-100%.



## **IQseries CDM**

IQseries CDM luminaires efficiently illuminate and highlight with long life ceramic discharge metal-halide lamps. Coupled with Smart -Track, the IQseries CDM luminaires can be switched off and on via control circuitry.



## **Micro & Master Series**

The Micro and Master Series of ellipsoidal's are compact, state of the art pattern projectors. Featuring high performance zoom optics and framing shutters, these luminaires are available in MR16, CDM and High CRI White LED options.

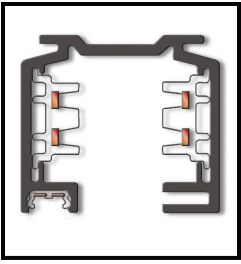
# Smart-Track® luminaire specification

Fixtures for use on the DMX track system shall include an on-board DMX interface and an installed Multi-Adapter designed to mechanically hang, power and feed data. Fixtures compatible with the Lighting System shall include incandescent, low voltage, CDM, and LED sources. Luminaires shall be compatible with DMX-512A (ANSI E.1.11-2004) and RDM (ANSI E1.20-2006) control protocols. LED color changing luminaires shall be available as two types; fixed color temperature white or color mixing (RGBA). LED fixtures shall feature integral power supplies, drivers, pre-programmed modes and DMX interface. Quartz fixtures shall have an integral, on-board DMX controlled phase-forward (leading edge) dimmer compatible with incandescent, low voltage, and certain phase-dimmable LED loads. Metal Halide (CDM) fixtures shall have an on-board DMX on/off relay rated for a maximum of 70 watts.

DMX addressing for all system fixtures shall be conducted via either a) manual setting of the rotary dials for Dimmer & CDM luminaires and a push button display for LED or b) RDM from a remote location by a compatible hand held programmer or personal computer. Luminaires shall be supplied with two dip switches to change modes from DMX , DMX/ RDM, manual over ride dimmer control, and full on power mode. All fixture dip switches and dials will be concealed by a latch that requires the use of a screwdriver to access and make changes. Luminaires shall retain their identity and programming, even when moved to a new location. Data input on all fixtures shall have high voltage protection circuitry. Fixtures may be connected to the system at any point along the track. All fixtures shall be U.L. or ETL listed.


# Smart-Track® power & data track

---



## Smart Track

2 Circuit/ 2 Neutral surface track with DMX/ data bus offers the ability to control individual Altman Lighting luminaires with addressable on board DMX dimmers, HID on/ off relay or LED color changers.



## Color and finish

The track is available in black or white powder coat or silver anodized. All system components and adapters are available in white, black or silver finish.



## Easy to cut on site

Any given profile can be easily cut to length on site. It is not necessary to cut back and bend back copper wire.



## Mounting Points

The track has pre-punched holes 1/4" (6mm) x 3/8" (35mm) for surface mounting. The holes are spaced 8" on center and can be easily pushed out using a screwdriver.

---

## Smart-Track® 2-circuit specification

The Track Lighting System shall consist of high quality aluminum extruded lighting track with integral data distribution, rugged multi adapters to support fixtures & transfer power/ data from the track to controllable devices such as lighting fixtures. It shall be possible to field cut Track Sections to necessary lengths for each project and location. The top of the track shall have an extruded profile to allow for the mounting a manufacturer supplied bracket/ hanging supports for connecting with contractor supplied stem, cable or threaded rod. Track Sections shall distribute (2) 20amp 120vAC power circuits with independent Neutrals and shall include integral distribution of DMX-512A (ANSI E.1.11-2004) and RDM (ANSI E1.20-2006) control signals to lighting fixtures and controllable devices mounted on the Smart Track.

Connection points shall be available for both wired and wireless connection of controls to the Lighting System. The Lighting System shall have a complete line of components to join data and electrify separate track pieces, including: Live End Feeds, Dead End Caps, In-Line Couplers, Feed Thru Connectors, L Turns (left and right), Flexible Couplers, X & T-Connectors, & Data Terminators.

All components of the Lighting System shall be U.L. or ETL listed

# Smart-Track® part & accessories

Item	Description
<b><u>Track Sections</u></b>	
<b>2 Circuit w/ Independent Neutrals &amp; Data</b> ( <i>Track Sections can be cut to length in the field</i> )	
ASL-23310*	4' 2-circuit Smart-Track®
ASL-23320*	8' 2-circuit Smart-Track®
ASL-23330*	12' 2-circuit Smart-Track®
<i>* Add the following code for finish: 3-1 Silver, 2-2 Black, 1-3 White</i>	
<b><u>Accessories</u></b>	
ASL-99802*	Live End with Ground Contact Right
ASL-99803*	Live End with Ground Contact Left
ASL-99874*	Electrical Straight Coupler
ASL-99806*	I-Coupler (Straight Coupler with Power Feed)
ASL-99809*	L-Coupler with Ground Contact Inside
ASL-99810*	L-Coupler with Ground Contact Outside
ASL-99813*	T-Coupler with Ground Contact Right
ASL-99814*	T-Coupler with Ground Contact Left
ASL-985812*	2 Circuit Flexible Straight Coupler
ASL-99816*	X-Coupler
ASL-99780*	Multi Adaptor w/DMX Terminator (1 required at the end of every DMX data run)
ASL-99900*	End Cap for covering the end of the track
61-0265	RAD (Remote Authorization Device) for Addressing Fixtures via RDM
SMART-REC-*	SMART-RECEIVER - Track Mount for Wireless SHoW DMX Signal
ASL-5600	Transmitter for SHoW DMX - For use w/ one or more Smart Reciever's
SMART-BOX-*	Track Mount DMX Dimmer w/ Edison Receptacle - ( <i>No U.L. or ETL Listing</i> )
TLA-ETDMXAC-*	DMX & AC Track Mount Convenience Outlets - ( <i>No U.L. or ETL Listing</i> )
<b><u>Suspension Devices</u></b>	
99-19810000900W	5" Ceiling Canopy Kit for Pendant Stem Suspension
99-19810002301W	24" Length Pendant Stem
99-19810002401W	48" Length Pendant Stem
99-198000001*	2" Pendant Mounting Clip
ASL-459-403	Pendant H-Profile Housing for Smart Track. 160" - Silver Anodize
ASL-99-688-0	Mechanical Straight Coupler for Joining 2 x H-Profile
ASL-99-687-3	H-Profile End Plate
ASL-198-000009-0	H-Profile Mounting Clip for Cable, Stem or Threaded
ASL-000004-01	T-Bar Clip for Surface Mounting Track to 11/16" T-Grid Systems



## DMX Addressable Quartz, Low Voltage, LED & HID track luminaires

Smart-Track: *the possibilities are endless*

Additional information and layout guides are available for download from

[www.altmanlighting.com](http://www.altmanlighting.com)

**ALTMAN**  
Lighting, Inc.

57 Alexander Street, Yonkers, NY 10701 Tel: 914.476.7987, 212.569.7777; 800.4.ALTMAN Fax:914.963.7304  
BRINGING IMAGINATION TO LIGHT Visit our website at [www.altmanlighting.com](http://www.altmanlighting.com) © 2010 Altman Stage lighting Company, Inc.